


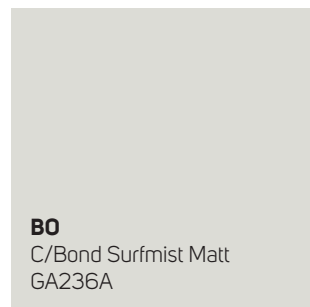
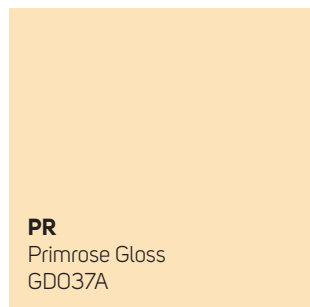

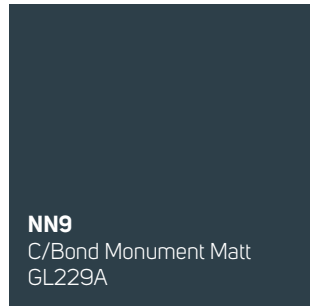



# Capral Aluminium Colour Range

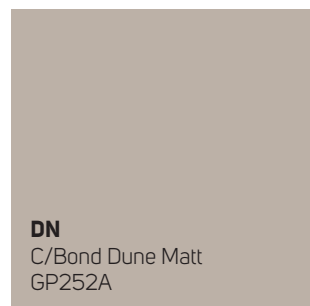

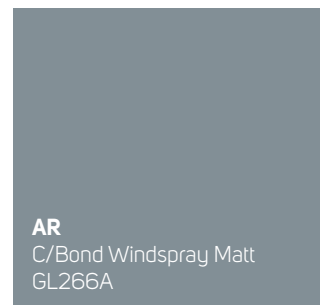
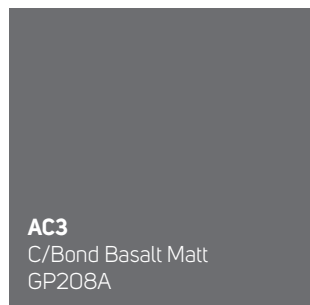
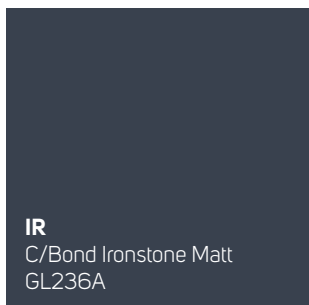


# The Capral Aluminium colour range

## Standard colours



## Premium colours



Cost and availability of finishes vary. Contact your local Capral fabricator for more information. Printed colours shown here are indicative only. For accurate representation of swatches, please request physical samples or refer to the Interpon and Dulux colour charts.

# Caring for your Capral Aluminium finishes

Caring for the finish of your Capral Aluminium product correctly should greatly enhance its life, appearance and functionality. Below are some tips that should help to extend the life of the finishes on your new product.

Over time with exposure to the elements, powder coatings may show signs of weathering such as loss of gloss, chalking and slight color change. A simple regular clean will minimise these effects and remove dirt, grime and other build-up detrimental to all powder coating colours.

The frequency of such cleaning will depend on many factors including:

- the location of your building
- the surrounding environment e.g. marine, industrial, alkaline or acidic, etc
- the levels of atmospheric pollution including salts
- prevailing winds and the possibility of air borne debris causing erosive wear of the coating , such as sand causing abrasion
- protection of part or all of the building by other buildings
- change in environmental circumstances during the lifetime of the building e.g. if rural became industrial.

## Cleaning

Cleaning should start at the time your products are installed, ensuring that construction materials such as concrete, plaster and paint splashes are removed before they have a chance to dry. Failure to remove these materials at this early stage will require the use of aggressive cleaning materials and techniques with potential damage to the powder coated surface.

The best method of cleaning is by regular washing of the coating using a solution of warm water and nonabrasive, pH neutral detergent solution. Surfaces should be thoroughly rinsed after cleaning to remove all residues.

All surfaces should be cleaned using a soft cloth, sponge or a soft natural bristle brush.

The frequency of cleaning depends in part on the standard of appearance that is required and also the need to remove deposits that could cause damage during prolonged contact.

In environments with very high corrosivity levels, such as industrial or marine, the normal frequency of cleaning should be at a minimum of six monthly intervals.

Sheltered areas can be more at risk of coating degradation than exposed areas. This is because wind-blown salt and other pollutants may adhere to the surface and will not be cleaned away with rainfall. These areas should be inspected

and cleaned if necessary on a more regular basis. Where the atmosphere is deemed to be nonhazardous, e.g. rural or 'normal' urban environments, then the period between cleaning can be extended up to a maximum of 24 months depending on the coating selection. However, if heavy soiling occurs more regular cleaning is required.

## Warning

Do not under any circumstances use strong solvents such as thinners or solutions containing chlorinated hydrocarbons, esters or ketones. Abrasive cleaners or cutting compounds should not be used.

We recommend nothing stronger than white spirits to assist with stubborn stains. When using white spirits, cleaning should be carried out in shade and during cooler temperatures using a soft cloth and gentle wiping only. It is also recommended that prior to use, a small non-visible area of the powder coated article be tested to ensure that no visual color change or damage will occur, particularly with bright and deep colors.

## Warranties

The finishes on all Capral Aluminium products are supplied by market leaders, Interpon® Powder Coatings and Dulux® Powder Coatings.

Warranty coverage range will depend on choice of colour specified. Please consult your Capral Aluminium fabricator to obtain the details of warranty terms and conditions for your colour choice.

Warranty information is also available from the following websites:

- Interpon Powder Coatings  
[specifyinterpon.com/warranties/architectural-aluminium](http://specifyinterpon.com/warranties/architectural-aluminium),
- Dulux Powder Coatings  
[duluxpowders.com.au/warranties](http://duluxpowders.com.au/warranties)

Capral Aluminium is an Accredited Powder Coater of

**Interpon**®  
Powder Coatings

**Dulux**®  
POWDER & INDUSTRIAL COATINGS



Download the Capral Hub App  
for all the latest aluminium  
window and door product data.

1800 ALUMINIUM (258 646)

[www.capral.com.au](http://www.capral.com.au)

Capral Limited ABN 78 004 213 692 | November 2019

